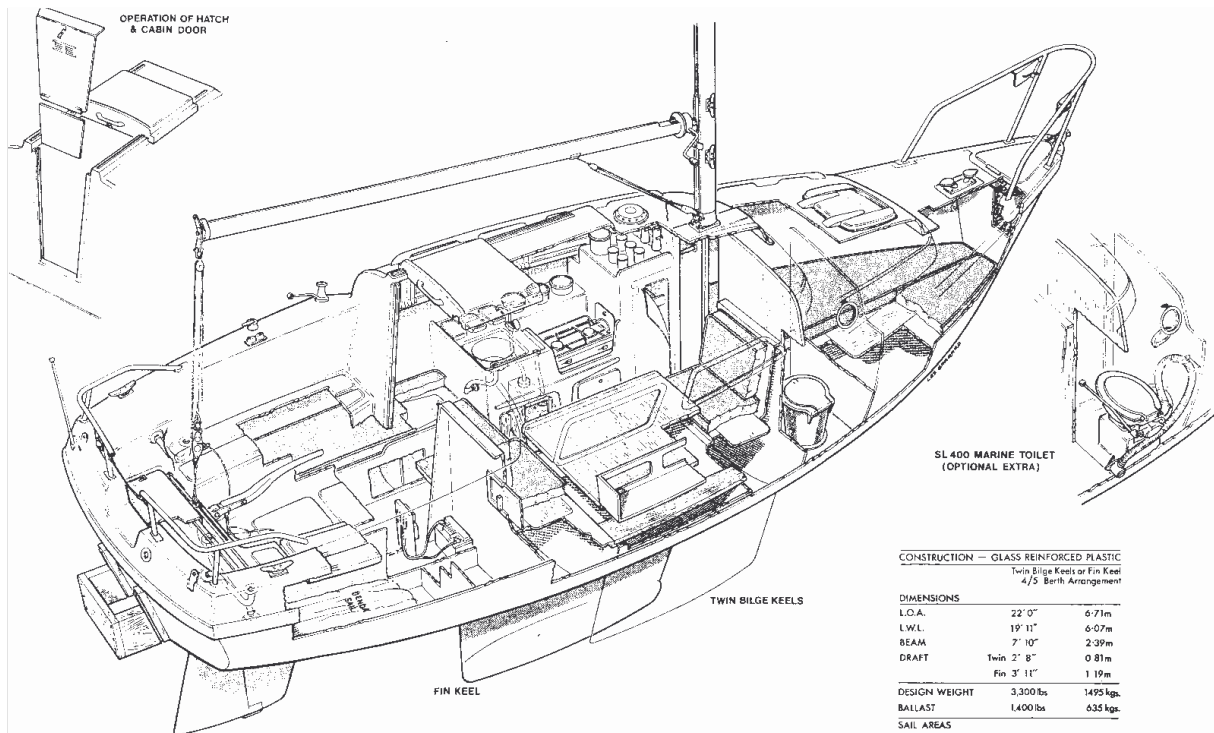
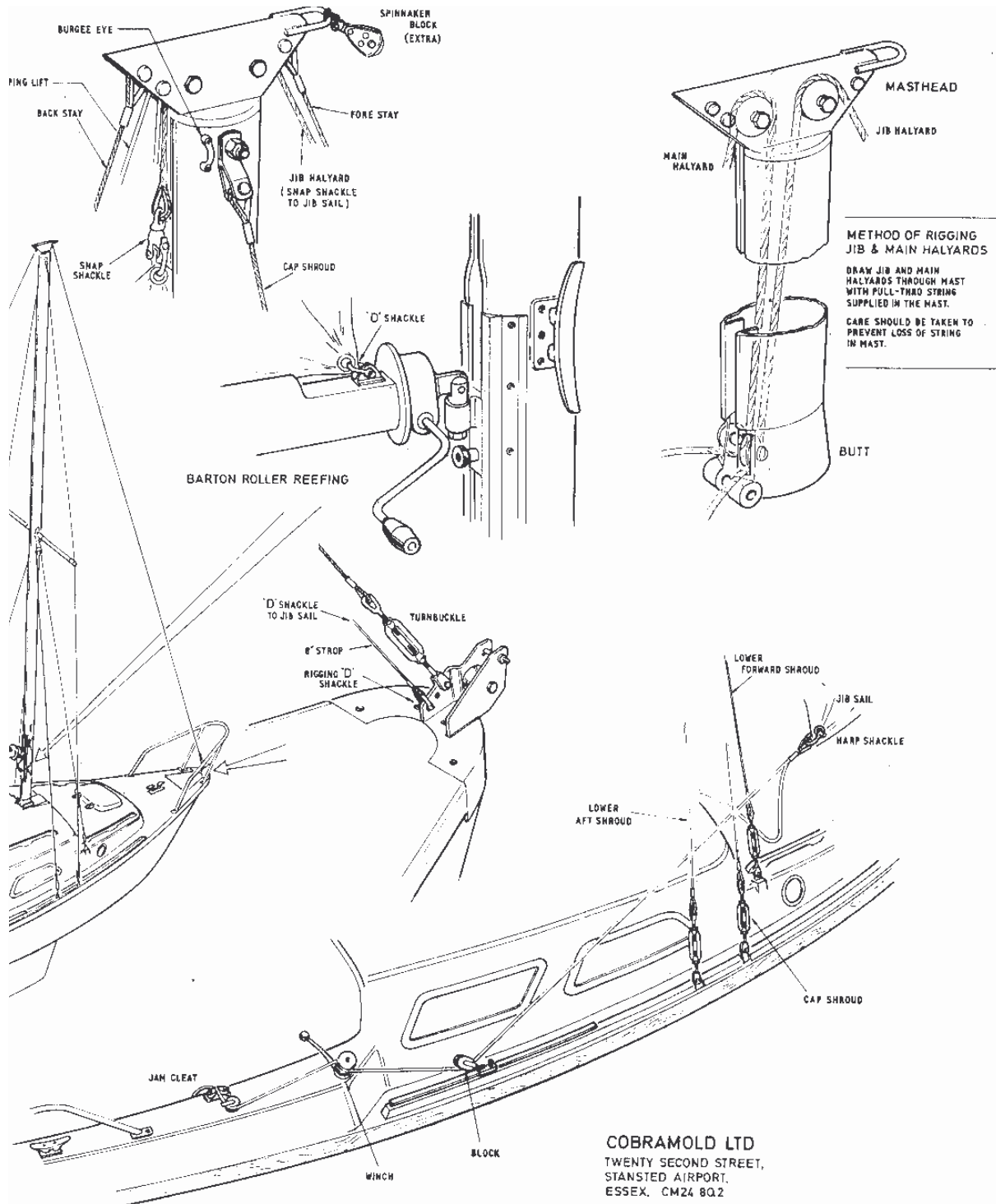


Leisure 22



CONSTRUCTION — GLASS REINFORCED PLASTIC
Twin Bilge Keels or Fin Keel
4/5 Berth Arrangement

DIMENSIONS		
L.O.A.	22' 0"	6.71m
L.W.L.	19' 11"	6.07m
BEAM	7' 10"	2.39m
DRAFT	Twin 2' 8"	0.81m
	Fin 3' 11"	1.19m
DESIGN WEIGHT	3,300 lbs	1495 kgs.
BALLAST	1,400 lbs	635 kgs.
SAIL AREAS		

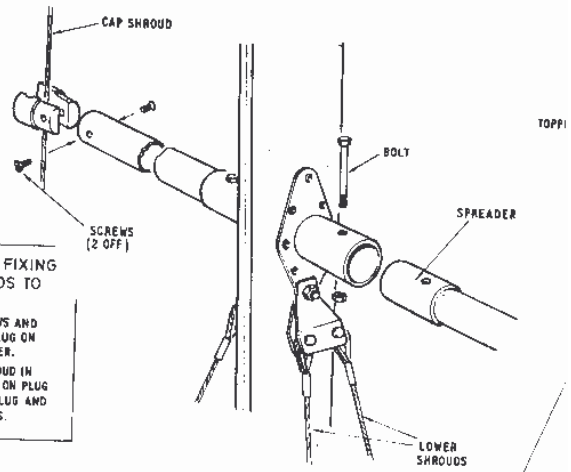


COBRAMOLD LTD
 TWENTY SECOND STREET,
 STANSTED AIRPORT,
 ESSEX. CM24 8Q2

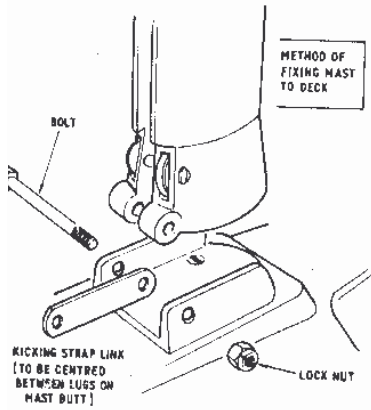
LEISURE 22 RIGGING DIAGRAM

RIGGING ITEMS

- 1 SET OF RIGGING COMPLETE (INCLUDING TURNBUCKLES)
- 1 R.V.O. DOUBLE BLOCK
- 1 MAIN SHEET BLOCK
- 1 8" STROP
- 3 1/2" D SHACKLE
- 2 3/4" HARP SHAPE SHACKLES
- 4 SWIVEL 'D' SNAP SHACKLES
- 1 4" STROP
- 3 RIGGING 'D' SHACKLES
- 1 COMPLETE SET OF SHEETS AND HALYARDS
- 1 REEFING HANDLE
- 1 ROLLER JAM BLOCK



METHOD OF FIXING CAP SHROUDS TO SPREADERS
 TAKE OUT SCREWS AND REMOVE SPLIT PLUG ON END OF SPREADER.
 INSERT CAP SHROUD IN GROOVED GUIDES ON PLUG THEN REPLACE PLUG AND TIGHTEN SCREWS.



METHOD OF FIXING MAST TO DECK

